



## *Bead Head San Juan Worm*

**Hook:** TMC 2457, size 10


**Thread:** 6/0 Orange

**Tail:** Worn brown medium  
Chenille

**Head:** Medium Red Chenille

**Weight:** 1/8 Copper Bead Head


**Collar:** Small worm brown Chenille




**Step 1** Put Bead on backwards and tie thread from hook eye back to the middle of the hook.



**Step 2** Tie in red Chenille and make a small thread ball to stop the bead head. Tie Chenille back to the eye and build up thread around the eye whip finish and cement.



**Step 3** Pull bead over thread ball and tie thread in behind the bead and secure.



**Step 4** Measure and tie in brown Chenille then tie in Chenille back to the hook bend.



**Step 5** From the hook bend tie in small Chenille and wrap thread to bead.



**Step 6** Wrap small Chenille towards bead and tie in; then cut off excess material. Whip finish and cement.