

## Matson's Hard Ant

**Hook:** Mustad 3906B Size 12 – 14


**Thread:** 3/0 black or mono

**Body:** Thread-Plus 3 or 4 Coats of Head Cement

**Legs:** Round Rubber, Hen Hackle or Course Deer or Moose Hair

1. Tie in thread beginning at hook eye down the shank stopping just before the hook bend.
2. Tie in the ant's abdomen by making several overlapping wraps to form the body.
3. Next tie in the ant's head again making several overlapping wraps.
4. Add 3 or 4 coats of head cement and let dry.
5. Tie in rubber, hen hackle or deer-moose hair for legs and whip finish.


Step 1




Step 2



Step 3



Step 4



Step 5



Finish

