

TIGHTLINES

The Monthly Newsletter of the Miami Valley Fly Fishers



P.O. BOX 151
Wright Brothers Station
Dayton, Ohio 45409

MVFF OFFICERS

President

Joe Nagel
(937) 620-8269
joe.nagel@gmail.com

Vice President

Nathan Via
(937) 367-3381
nocturn56@aol.com

Secretary

Matt Mullins
(937) 689-9440
troutbum937@gmail.com

Treasurer

JD Dukes
(410) 858-0440
sailing63@aol.com

Website

www.mvff.us

Submit articles
and information to:

Editor

Joe Nagel
(937) 620-8269
joe.nagel@gmail.com

Clipart provided free.
Courtesy of the artist,
Dave Whitlock.

More information at:
www.davewhitlock.com

**ARTICLE DEADLINE FOR
NEXT MONTH'S ISSUE:**

**Friday,
April 25, 2014**

**This Month:
Brian Meszaros and
The Spring Fling Raffle!**

Next Meeting

April 14, 2014

**Kohler Banquet Center
4572 Presidential Way,
Kettering, Ohio**

Doors open at 5:30 P.M. ,
Dinner at 6:30 P.M.
(RESERVATIONS REQUIRED.)

Directions on Website

RSVP to Mike Wolford at 937-667-9392 or
E-Mail him at: toflyfish@woh.rr.com
by **Thursday, Mar 6, 2014.**
(Dinner Price is **\$13.00**)

This month:

Brian Meszaros and The Spring Fling Raffle!

(See Page 2 for Raffle Information.)

Having served with the 7th Group Special Forces and retired from professional Firefighting, **Capt. Brian Meszaros**, a current USCG licensed Captain, has been guiding, writing, filming television shows and conducting seminars since 1992.

Being an innovator in the sport, and one of the first guides in the country to pursue Musky on the fly, Brian became the original fly fishing guide on Lake St. Clair, developing the "St. Clair Slam" and techniques and tactics in the pursuit of warm water species indicative of the region.

He is also renowned for his warm water species fly development, particularly his Musky patterns and product development relative to fly fishing gear for Musky.



Continued on Page 5

President's Thoughts



The weather is finally warming, the plants are starting to grow, and the ice is gone from our local waters. It's time to get out and go fishing again!

To that end, in an effort to help our members get ready for the upcoming season, we have organized our first-ever "Spring Tune-Up", taking place on April 5. This should be a fun event! We'll give a re-cap at the April meeting.

Perhaps you bought an item or five at the Auction for the upcoming season (I know I did!). We hope everyone had an enjoyable time at the Auction last month. And because of everyone who donated / bought items, the Auction was a success for the club! Thank you!

Our sincere gratitude also goes out to the many members who helped keep the event running smoothly – Ken Hudak, Dale Stephenson, Karen Via, Matthew Taylor, Ken Norton, Dick Quigley, JD Dukes, Carl Markstrom and Juan Gomez. (My apologies if I forgot anyone.) We could not do this without you!

Additionally, I want to thank Nathan Via for organizing our participation in the **Dayton Outdoor Show** at the beginning March. Thanks as well as to all of members who represented our club at the event. This was a great opportunity to work with friends from BUFF down in Cincinnati, and we look forward to more of this cooperative participation in the future.

Our April meeting should be a good one. Our speaker will be **Brian Meszaros** with Great Lakes Fly Fishing. And of course, we will be having the **Spring Fling Raffle** as well! We think the line-up of items this year is quite exceptional. See page two for a run-down of the available prizes.

Continued on Page 2

President's Thoughts Continued from Page 1

We have a couple of important position openings for club functions that I need to announce.

First - after 15 years, **Mike Wolford** will be stepping down as our Quartermaster. Mike is retiring at the end of May, and he has a camper. (Do the math; he is going to do the travelling he deserves!) The Quartermaster position is extremely important to the club, and we need your help in filling it as soon as possible. Mike has offered to assist with the position as he can when in town. If you are interested, please contact a board member.

Second, we are still looking for another member to help out with our Raffles. Phil Clay and I have been doing this together this year, but I would like to get a full-time Raffle Manager in place so that I can step aside and focus more on other areas. If buying fly fishing equipment with someone else's money sounds good, this is the position for you!

Seriously though, please contact a board member if you would like to help the club by accepting one of these positions.

Ok, enough for this column for another month. Other tidbits of information can be found in articles on page 4.

For now, though, I hope you get the opportunity to get out and fish as soon as you can!

Joe Nagel
MVFF President

The Spring Fling Raffle Continued from Page 1

We are excited to share this year's line-up of items for the Spring Fling Raffle:

- Item #1 - Yeti Tundra Cooler**
45 Quart (Tan)
This item was donated to the club by our friends at **Mad River Outfitters** (<http://www.madriveroutfitters.com>)

- Item #2 - Helios H2 Fly Rod**
9 Ft-7Wt

- Item #3 - 8-Hour Guided Fishing Trip** With **Captain Brian Meszaros** (<http://www.greatlakesflyfishing.com>)

- Item #4 - Simms Guide Wading Jacket**
From ReelFlyRod (<http://www.reelflyrod.com>)

- Item #5 - Jim Corbin Custom Rod: Sage VXP - 9 Ft-5Wt w/ Rod Tube**
Sage 2250 Reel
RIO Outbound Short line
(Reel and line from ReelFlyRod)

- Item #6 - Anvil Atlas Rotary Vise w/ Pedestal**
Fisherman's Quarters Gift Card (\$100)
From Fisherman's Headquarters (<http://www.fishermanshqohio.com>)

- Item #7 - Custom Butternut Cork Strip Box**
4 Dozen Files
Donated by **Dan and Doug Daufel**
Box from Blue Ribbon Flies (http://www.blue-ribbon-flies.com/shop/category/arts_gifts/dutch_boxes)

For those of you new to club, the Spring Fling Raffle works a little differently than our standard raffles. Tickets are purchased and then placed into buckets for a specific item. You can choose to throw all of your tickets into that one item that you really want or to spread them out...it's your choice.

We look forward to seeing you all there, and please remember our local shops and our out-of-town friends who have helped support our club this year.

This Month's Fly – April 2014 Edition

RHYACOPHILIA CADDIS LARVA

Instructions by Bill "Woody" Woodward
Photograph by Bob Cain

Recipe

Hook.....Nymph, size 8
Weight.....Lead wire or copper wire
Thread.....Chartreuse 6/0
Tail.....Olive or natural partridge or mallard flank
Rib.....Olive or chartreuse V-rib or stretch tubing
Back..... Olive Thin Skin
Abdomen...SLF Dubbing, Olive
Thorax.....SLF Dubbing, Dark Brown
Head.....Thread



1. Place the hook in the vice about 1/3rd of the hook shank behind the hook eye. Apply pressure to the rear of the hook and bend the hook **sideways** (not up and down) and make a slight bend in the hook shank. The bend should be somewhere around 10 – 15 degrees. Now position the hook in the vice as is normal.
2. Take a 3" piece of lead wire and make about 6 -10 wraps right **behind** the bend you put in the hook. Remove any excess wire.
3. Tie in the thread at the rear of the lead wraps and cover the lead wraps with thread wraps, then wrap the thread back to the hook bend.
4. Select a tail feather and stroke the fibers up into a tight group. Tie this group of fibers in tightly on top of the hook shank at the hook bend. Pull on the feather until the tail fibers are about a **hook gap** in length. Bind down the butts back to the rear of the lead wraps. Remove any excess feather butt. Return the thread back to over the hook bend.
5. Take a 3"- 4" length of stretch tubing and make a slanted cut in one end to reduce bulk, then tie it in tightly by the point at the hook bend with the length of the tubing extending back past the hook bend. If possible, attempt to tie the tubing in on the side of the hook shank at the hook bend.
6. Cut a 3"- 4" strip of Thin Skin approximately 1/8" in width. Cut one end to a point. Remove the paper and tie the Thin Skin in by the point **centered** on top of the hook shank at the hook bend. The length of strip should extend back over the hook bend.
7. Dub the thread and wrap a slightly tapered abdomen forward to the bend you put in the hook shank. Tie off the dubbing and remove any excess, then redub the thread for the thorax and wrap it forward to slightly behind the hook eye. Tie it off and remove any excess dubbing. Let the thread hang.
8. Now grasp the Thin Skin strip and pull it forward firmly (but not too tightly) over the top of abdomen and thorax and tie off behind the hook eye. Be sure to fold the end of the strip back and take several tight thread wraps over it to anchor it firmly. Remove any excess strip.
9. Grasp the stretch tubing and palmer it forward over the Thin Skin in 7- 8 wraps to behind the hook eye and tie it off tightly. It is suggested that after tying it off that you lift the tubing and fold it back and tie it down again. Remove any excess tubing. (It is okay to adjust the thin skin so that it stays centered on top of the body and thorax.
10. Form a neat thread head, whip finish, cut the thread, and apply head cement.
11. To finish the fly, use a dubbing brush to pull fibers from the **sides** of the fly. Then, if desired, use a dark olive marker to color **the top** of the fly from the tail to the hook eye. Then use a darker brown or black marker to color **the top** of the thorax and the head.

Let's Go Fishing! (The New TNT)

Our summertime "Thursday Night Tease" (TNT) sessions have always been a great way to meet up with fellow members outside of our monthly meetings, and to learn about new places to fly fish. Over the last several years, however, the number of these events has greatly decreased. In 2013, we only had two. With our hectic schedules these days, it can be difficult to get volunteers to lead these Thursday night events, even during the summer.

This year, in order to expand opportunities for members to get together for a little fishing, we'd like to change things up with a bit, and introduce the "New" TNT.

What is the **New TNT**? Simply this – Fly fishing events are no longer limited to Thursday nights in the summer; they can be scheduled on **ANY** day of the week, at **ANY** time of day, and during **ANY** time of the year. We want to maximize the opportunity to get out and fish together, and this is a way to do so. And, we will still utilize the TNT Forum on our message board to coordinate these outings.

If you are not familiar with our message board, check it out at <http://mvff.proboards.com/>. Registration is free!

Do you have a favorite fishing destination in the Greater-Dayton area you would like to share with your fellow members? Then consider hosting a TNT outing. These events are a great way to get to know your fellow members a little better, and perhaps find a new fishing destination.

If you have any questions about TNT events, the message board, or how to get started, feel free to contact any board member with your inquiry.

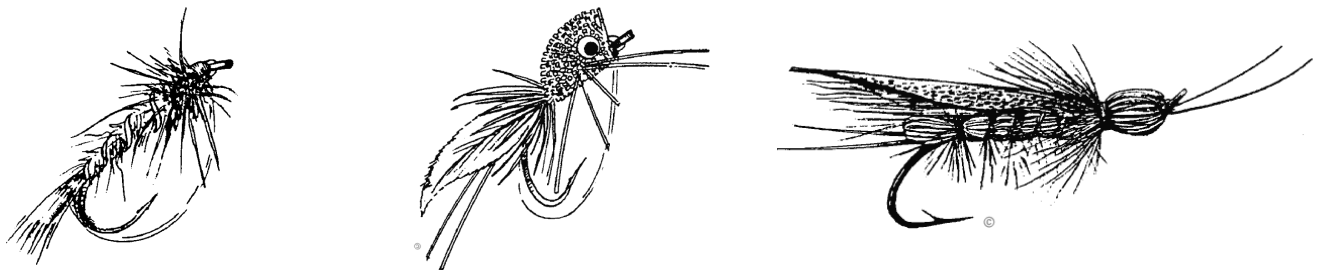
Fly Tying Classes Coming To An End For 2014

The 2014 Beginners and Intermediate Classes are winding up for the year. Both sessions were quite popular this year, with high participation.

Please join us in thanking Woody and his crew for their hard work which made this years classes the successes they were.

If you participated in the fly tying classes this year, we hope you had an enjoyable and educational time!

To keep those tying skills sharp, we are currently working to Schedule Casual Fly Tying Sessions at Gander Mountain. There may also be some additional Casual Tying opportunities at other locations as well, but they have not yet been confirmed. More information on all sessions will be announced when available.



Outdoor Meeting Season Begins Next Month

May begins our outdoor meeting season, which runs through September.

For those new to the club, the format of our summer meetings is different. We enjoy a nice grilled meal, friendly casting competitions, raffle, and a little fishing in the pond before and after the meeting.

We are happy to announce that we will again be meeting at the FOP Shelter on Powell Road. (More information about our meeting sites may be found on the club's website at http://www.mvff.us/meeting_location.html.)



MVFF CALENDAR For April, 2014

- 5 - **Spring Tune-Up** (Eastwood MetroPark - Registration Required)
- 14 - **MVFF Indoor Meeting** (Note: Reservations **Are** Required - See Page 1 for Details.)
- 25 - Deadline for Articles for Next Month's Issue of **Tightlines**

MVFF Message Board

The MVFF Message Board now has over **470** registered members!

Also, you can now read messages without registering or logging in. Just go to the club's web site at <http://www.mvff.us> and you will find a link to the board in the upper left-hand corner.



MVFF is now on Facebook! Follow us at:
<http://www.facebook.com/MiamiValleyFlyFishers>

MVFF Email

Miami Valley Fly Fishers is trying to improve communication with members by making greater use of email. To be sure our messages reach you, please put the following address in your email address book:

mvffemail@gmail.com

Then send us an email subject "Email Address Check" to be sure we have your correct email address. Don't forget to include your name.

REMINDER FOR CLUB PURCHASES

ALL CLUB PURCHASES MUST RECEIVE PRE-APPROVAL IN ORDER TO BE REIMBURSED. AMOUNTS OVER \$50 REQUIRE BOARD PRE-APPROVAL. AMOUNTS UNDER \$50 CONTACT THE CLUB TREASURER FOR PRE-APPROVAL. PLEASE BE SURE TO USE THE EXPENSE REIMBURSEMENT FORM, WHICH CAN BE FOUND ON THE CLUB'S WEBSITE AT THE FOLLOWING LINKS:

http://mvff.tripod.com/Resources/AP_Form.pdf OR http://mvff.tripod.com/Resources/AP_Form.xls

April Speaker Continued from Page 1

Capt. Brian, a FFF Endorsed Guide, has appeared in a various fly fishing periodicals and television shows. His primary fishery was recently honored as 1 of the top 100 fly fishing destinations in the world by American Angler Magazine.

Having been blessed with opportunities to fish the tarpon-rich salty waters of Central America, to the glacial latitudes of Canada for Pike and Salmon, to the tidal waters of the East coast for stripers, Capt. Brian incorporates this diversified knowledge and expertise into all of his guided trips and seminars. Check out his web site:

<http://www.greatlakesflyfishing.com>

Members -

If the possibility of catching a fish like this appeals to you, you are in luck!

Among this year's Spring Fling Raffle items is an 8-hour Guided Trip for 2 with Captain Brian Meszaros!

For more information about Captain Brian and Great Lakes Fly Fishing, be sure to check out their website.

For information about the Spring Fling Raffle, see page 2.





Roger Shryock
 Assistant Manager
 Phone: 937-236-9786
 Fax: 937-236-9854
 www.gandermountain.com

8001 Old Troy Pike • Huber Heights, OH 45424



FISH FROM A KAYAK
 Area's largest kayak selection - new, used and rentals, plus lessons
 25 E. Linden Ave.
 Miamisburg Ohio
 (937) 847-8787
 www.GreatMiamiOutfitters.com



FLY FISHING OUTFITTERS
 "FLY FISH THE WORLD WITH US!"
 TIGER REELS SAGE SIMMS R.L. WOODSON REEL CO. REDINGTON PATAGONIA RIO
 Todd Mikesell, Owner
 7635 Wilmington Pike
 Dayton, Ohio 45458
 Phone: 937-434-8472
 todd@reelflyrod.com
 www.ReelFlyRod.com




813 Bethel Rd., Columbus, OH 43214
 (614) 451-0363
 Brian Flechsig
 www.madriveroutfitters.com



2700 MIAMISBURG-CENTERVILLE ROAD SUITE 860
 DAYTON OHIO 45459
 TEL 937 435 4485 FAX 937 435 4482
 RETAIL-DAYTONMGR058@ORVIS.COM
 HTTPS://CAREERS.ORVIS.COM




Paddlesports Specialty Shop
 www.kayakdayton.com
 104 Valley Street
 Dayton, Ohio 45404
 (937) 222-7020
 Jeryl Yantis
 Bernie Farley
 Whitewater • Touring • Recreational



This Month's Meeting:
**Brian Meszaros and
 The Spring Fling Raffle!**
 April 14, 2014
 Kohler Banquet Center




Visit Us On The Web:
<http://www.mvff.us>
 <http://www.facebook.com/MiamiValleyFlyFishers>



FISHERMAN'S HEADQUARTERS
CHRIS HOCHWALT
 ROD AND REEL REPAIR
 142 S. KEOWEE ST
 DAYTON, OH 45402
 FULL LINE TACKLE AND LIVE BAIT
 937-222-2224
 937-222-7323
 FISHERMANSHEADQUARTERS@GMAIL.COM
 CUSTOM ROD BUILDING FLY TYING

TIGHTLINES

The Monthly Newsletter of the Miami Valley Fly Fishers



MVFF
 P.O. Box 151
 Wright Brothers Station
 Dayton, Ohio 45409