

TIGHTLINES

The Monthly Newsletter of the Miami Valley Fly Fishers



P.O. BOX 151
Wright Brothers Station
Dayton, Ohio 45409

MVFF OFFICERS

President

Joe Nagel
(937) 620-8269
joe.nagel@gmail.com

Vice President

Nathan Via
(937) 367-3381
nocturn56@aol.com

Secretary

Matt Mullins
(937) 689-9440
troutbum937@gmail.com

Treasurer

JD Duker
(410) 858-0440
sailing63@aol.com

Website

www.mvff.us

Submit articles
and information to:

Editor

Joe Nagel
(937) 620-8269
joe.nagel@gmail.com

Clipart provided free.
Courtesy of the artist,
Dave Whitlock.
More information at:
www.davewhitlock.com

**ARTICLE DEADLINE FOR
NEXT MONTH'S ISSUE:**

**Friday,
June 27, 2014**

**This Month:
More Summer Fun
At the FOP!**

Next Meeting

June 9, 2014

**Dayton FOP Shelter
4275 Powell Road
(Directions on Website)**

**NO RESERVATIONS REQUIRED
Meal Price - \$10.00**

**Join us for our next outdoor meeting
and enjoy a grilled meal,
camaraderie, and casting competition!**


Casting Competition News!

The outdoor meetings have begun, which means it's time to dust off those casting skills. This year's host of judges are none other than Ken Hudak, Lash LaRue, Dan Matousch, and Jeff Warden. Come on over and cast a bit...regardless of your skill level. This is our second year at a new location with REAL - No Kiddin' - WATER! I think the wind gave the casters more problems last month than trying to get used to real water.

The only thing required to participate in the casting events is for you to show up. You don't even have to own a fly rod (although, if you do, you can cheat by practicing at home - just don't tell the judges; they might, no - they will - give you a hard time). There is no age requirement or limit, no height requirement, and no previous casting experience is needed. Everyone is welcome!

CASTING COMPETITION CUT-OFF TIME

Casting will be held ONLY from 5:30 PM to 7:00 PM. No casting will be allowed after 7:00 PM. The cut-off time will help ensure we are not holding up the meeting with scoring, etc., so come on over and cast early. It should hopefully allow us enough time to eat dinner too.



Continued on Page 2

President's Thoughts




Well, the summer season is officially upon us. I hope everyone has been able to get out by now, to enjoy the weather and do a little fishing.

It is great to be back at the FOP Shelter House again for our outdoor meeting season. From what I saw, many of you met with success fishing the pond before and after the meeting. I did not get a chance to cast a line at the May meeting, but I had a lot of fun gathering up caterpillars with the kids, and feeding them to the bluegills! I may have to try a caterpillar fly next time...

At the May meeting, we put out an urgent call for assistance with the Quartermaster duties, as Mike Wolford is retiring and plans on doing some well-deserved travelling. I am happy to announce that member **Ryan McFarland** has agreed to help out in the vital club position. Ryan, we cannot thank you enough!

(Note - We are still looking for someone to take over as the Raffle Chairperson. If you are interested, please contact a board member.)



Continued on Page 2

President's Thoughts Continued from Page 1

On May 17, several members made their way down to Caesar Creek to help out with the second annual **Take A Warrior Fishing** event. Many thanks to these members for their assistance! Though the weather was cold and wet, and the fishing was slow, the Vets and volunteers all had a great time. Be sure to check out the pictures from the event on page 4. Additional images can be seen on our Facebook page.

The Project Healing Waters Fly Tying is now taking place on Thursday evenings at the VA. If you would like to help out with this event, contact our PHWFF Manager, Heather Statt (flyshchick@gmail.com).

Casual Fly Tying has also started at Gander Mountain. Be sure to check out the article on page 5 for details.

Here is a special opportunity - as of the time of this writing, there were **2 openings** available for the **Pere Marquette Salmon Trip**. If you are interested in this trip, be sure to check out the article on page 4 for details, and reply to Jim Calvert as soon as possible.

My final note is a recurring one - **TNT Events**. Right now, **no events have yet been scheduled**.


TNT outings are a great way to get to know your fellow members better, and perhaps learn about new places to fish.

So again, please consider hosting a TNT event. It's easy - you contact me with a time / place to fish and I will set up the event on the message board, Facebook page, e-mail, etc., to get the word out. All you need to do is to show up, fish, answer questions, etc.

That's all for now. See you at the FOP Shelter on the 9th!

Take care,

Joe Nagel
MVFF President



Casting Competition Continued from Page 1

Here are the results for the May Dry Fly:

First Flight, Winner: Phillip Iversen (95) First timer – Great job!
Seniors, Winner: Jeff Warden (95)
Masters, Winner: Greg Kiddon (95)

Casting Competition – this month is the Bead Head Nymph.

Here are the rules for casting the nymph:

- You will start with the fly in target #2.
- You will pick up the fly and have unlimited false casts to target #1.
- You will then only be allowed **1** (one) false cast to each remaining target.

Casting Competition Guidelines:

The monthly competitions, Divisions, and scoring guidelines can now be found on the club web site at the following link:

http://mvff.tripod.com/Reference/MVFF_Casting_Competition_Guidelines.pdf

Remember - although we do keep score and everyone would like to win, the real point of doing this (other than to just have a good time) is to improve our casting abilities.

Good luck!
Jeff Warden

This Month's Fly – June 2014 Edition

Home Invader Streamer

Instructions by Bill "Woody" Woodward
Photograph by Bob Cain



Recipe

Hook.....Streamer, 3-4xl, size 2-8
Weight.....Lead Wire, .20
Thread.....6/0, color to match body
Eyes.....Painted dumbbell, yellow or red
Tail.....Marabou, Brown
Collar.....Artic Fox fur, tan or color of choice

Flash.....Flashabou Accent, Copper
Hackle.....Grizzly or Variant
Head.....Thread

1. Place the hook in the vise then make touching wraps of lead wire starting about 2-3 hook eye lengths behind the hook eye-back . Wrap the wire back toward the hook bend and cover the front 1/3rd of the hook shank. Tie in the thread behind the hook eye and wrap it over the lead wire to hold it in place. Finish with the thread on the lead wire about 1/4th of the hook shank behind the hook eye.
2. Take a pair of dumbbell eyes and tie them in where you left the thread on top of lead wire. Use tight x-wraps of thread to bind down the dumbbell eyes on top of the hook shank and lead wire, then wrap the thread back to the rear of the lead wraps.
3. Select 1-2 marabou feathers for a tail (you want the tail to be bushy) and tie them on top of the hook shank just past the rear of the lead wraps. The tail should be about twice the length of the hook shank. Cover the butts with thread back to behind the dumbbell eyes, then remove any excess marabou butts.
4. Form a 4"-5" dubbing loop, then cut swatches of fox fur from its skin, clean the guard hairs from the fur, then place the fur in the dubbing loop (spread the fur out in the loop and try to keep the fibers off center so that the tip side is longer than the butt side). Spin the loop into a fur chenille (you will need to brush out the fur fibers after you've spun it as the fur will flatten out in the loop and initially look like a fur rope.)
5. Now wrap the fur dubbing brush in front of marabou tail forward to the dumbbell eyes, then x-wrap it around the eyes, finishing with 1-2 wraps in front of the dumbbell eyes. Tie off the brush, remove any excess, then brush the fur out again to get the best length possible. The fur should flow back over the tail like a collar. Leave the thread in front of the dumbbell eyes. Remove the hook from the vise and then place it back in the vise with the hook point in the up position.
6. Cut 8-10 strands of flash and tie them in by their middle in front of the dumbbell eyes on top of the hook shank, then fold the front half of the flash back over the middle of the dumbbell eyes and tie them down in front of the dumbbell eyes. Trim the flash to be slightly longer than the length of the tail.
7. Select two hackle feathers long enough to stretch from the dumbbell eyes back to end of the tail. Remove the fluff from the base of the feathers, then tie one in on each side of the fly in front of and above the dumbbell eyes.
8. Form a thick tapered thread head in front of the dumbbell eyes (it should be thicker right in front of the dumbbell eyes and thinner behind the hook eye), whip finish, and cut the thread.

Note: The Home Invader is streamer pattern intended to imitate juvenile trout, a sucker minnow, or common baitfish forage. It is commonly tied in brown, olive, tan, and black. It is the creation of Doug McKnight.

Take A Warrior Fishing - 2014

Here are some images from the second annual **Take A Warrior Fishing** event at Caesar Creek on Saturday, May 17. Images are courtesy of Karla Riste. More pictures of the event can be seen on the club's Facebook page.



Openings for Pere Marquette Salmon Fishing Trip!

The Michigan King (Chinook) Salmon are a challenge to Fly-Fish for. Are you ready to land a 20 – 30 Lb Salmon on 10 Lb. tippet?

Fly fishing the P.M. River is exciting in Sept and early Oct when the Salmon run is on. You might also hook up with the big resident Brown Trout or the Steelhead that follow the Salmon up stream.

How does the average fly fisherman catch a Michigan King? First let me refute the belief that the Salmon won't bite a fly. The fresh Kings are still biting and will take a fly when presented properly. The spawning fish on the gravel are less likely to bite, but still can be caught with patience and persistency. Hooking the fish is one thing, but landing your first King is another ballgame. You won't believe the strength and speed of these monsters. You will learn a lot fighting a fish of this size in a small stream. You can't catch these fish in Ohio, so consider this trip and you won't be disappointed.

The river is very safe to wade and we will be staying at Barothy Lodge with the river at our back door. We have 2 Lodges reserved for Sept 28th thru Oct 3rd, and **only a couple of spots open at this time**. If you would like additional information call Jim Calvert (937-925-1211) or E-mail (Jcckac@aol.com) for details or questions. I'm sure these will fill quickly, **so don't hesitate if you are interested!**

MVFF CALENDAR For June, 2014

- 5, 12, 19, 26** **PHWFF Fly Tying**, at the Dayton VA
- 10, 27 -** **Casual Fly Tying**, Gander Mountain, 8001 Old Troy Pike, Huber Heights, OH 45424, 6:00 pm - 8:30 pm
- 9 -** **MVFF Outdoor Meeting** (Reservations Not Required - See Page 1 for Details.)
- 27 -** Deadline for Articles for Next Month's Issue of **Tightlines**

MVFF Message Board

The MVFF Message Board now has over **470** registered members!

Also, you can now read messages without registering or logging in. Just go to the club's web site at <http://www.mvff.us> and you will find a link to the board in the upper left-hand corner.



MVFF is now on Facebook! Follow us at:
<http://www.facebook.com/MiamiValleyFlyFishers>

MVFF Email

Miami Valley Fly Fishers is trying to improve communication with members by making greater use of email. To be sure our messages reach you, please put the following address in your email address book:

mvffemail@gmail.com

Then send us an email subject "Email Address Check" to be sure we have your correct email address. Don't forget to include your name.

REMINDER FOR CLUB PURCHASES

ALL CLUB PURCHASES MUST RECEIVE PRE-APPROVAL IN ORDER TO BE REIMBURSED. AMOUNTS OVER \$50 REQUIRE BOARD PRE-APPROVAL. AMOUNTS UNDER \$50 CONTACT THE CLUB TREASURER FOR PRE-APPROVAL. PLEASE BE SURE TO USE THE EXPENSE REIMBURSEMENT FORM, WHICH CAN BE FOUND ON THE CLUB'S WEBSITE AT THE FOLLOWING LINKS:

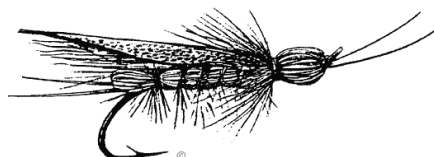
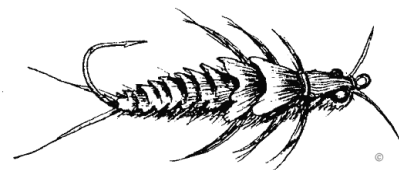
http://mvff.tripod.com/Resources/AP_Form.pdf OR http://mvff.tripod.com/Resources/AP_Form.xls

Casual Fly Tying Is Back!

Casual Fly Tying sessions are again being held at Gander Mountain. Directions / times are available on the club's website.

Schedule:

June	10 and 24
July	8 and 22
August	12 and 26
September	9 and 23
October	7 and 21
November	4 and 18
December	9





Roger Shryock
 Assistant Manager
 Phone: 937-236-9786
 Fax: 937-236-9854
 www.gandermountain.com

8001 Old Troy Pike • Huber Heights, OH 45424



FISH FROM A KAYAK
 Area's largest kayak selection - new, used and rentals, plus lessons
 25 E. Linden Ave.
 Miamisburg Ohio
 (937) 847-8787
 www.GreatMiamiOutfitters.com



FLY FISHING OUTFITTERS
 "FLY FISH THE WORLD WITH US!"
 TIGER REELS SAGE SIMMS R.L. WOODSON REELS REDINGTON PATAGONIA RIO
 Todd Mikesell, Owner Phone: 937-434-8472
 7635 Wilmington Pike todd@reelflyrod.com
 Dayton, Ohio 45458 www.ReelFlyRod.com




813 Bethel Rd., Columbus, OH 43214
 (614) 451-0363
 Brian Flechsig
 www.madriveroutfitters.com



2700 MIAMISBURG-CENTERVILLE ROAD SUITE 860
 DAYTON OHIO 45459
 TEL 937 435 4485 FAX 937 435 4482
 RETAIL-DAYTONMGR058@ORVIS.COM
 HTTPS://CAREERS.ORVIS.COM



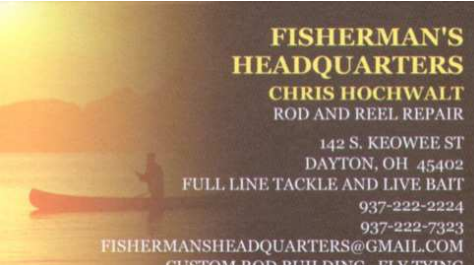
Paddlesports Specialty Shop
 www.kayakdayton.com
 104 Valley Street
 Dayton, Ohio 45404
 (937) 222-7020
 Jeryl Yantis
 Bernie Farley
 Whitewater • Touring • Recreational



This Month's Meeting:
More Summer Fun At the FOP!
 June 9, 2014
 FOP Shelter




Visit Us On The Web:
<http://www.mvff.us>
 <http://www.facebook.com/MiamiValleyFlyFishers>



FISHERMAN'S HEADQUARTERS
 CHRIS HOCHWALT
 ROD AND REEL REPAIR
 142 S. KEOWEE ST
 DAYTON, OH 45402
 FULL LINE TACKLE AND LIVE BAIT
 937-222-2224
 937-222-7323
 FISHERMANSHEADQUARTERS@GMAIL.COM
 CUSTOM ROD BUILDING FLY TYING

TIGHTLINES

The Monthly Newsletter of the Miami Valley Fly Fishers



MVFF
 P.O. Box 151
 Wright Brothers Station
 Dayton, Ohio 45409