

TIGHTLINES

The Monthly Newsletter of the Miami Valley Fly Fishers



P.O. BOX 151
Wright Brothers Station
Dayton, Ohio 45409

MVFF OFFICERS

President

Brian Furderer
(937) 607-2730
bfurderer@gmail.com

Vice President

Joe Nagel
(937) 620-8269
joe.nagel@gmail.com

Secretary

Matt Mullins
(937) 689-9440
troutbum937@gmail.com

Treasurer

Carl Markstrom
(937) 396-0391
cmarkstrom@woh.rr.com

Website

www.mvff.us

Submit articles
and information to:

Editor

Joe Nagel
(937) 620-8269
joe.nagel@gmail.com

Clipart provided free.
Courtesy of the artist,
Dave Whitlock.

More information at:
www.davewhitlock.com

**ARTICLE DEADLINE FOR
NEXT MONTH'S ISSUE:**

**Friday,
July 26, 2013**

The Outdoor Fun Continues!

Next Meeting

July 8, 2013

**Dayton FOP Shelter
4275 Powell Road**

NO RESERVATIONS REQUIRED

New Meeting Location!
(Directions on Website)

**More Summer Fun at Our
New Outdoor Meeting Location!**

Casting Competition News!

The outdoor meetings have begun, which means it's time to dust off those casting skills. This year's host of judges are none other than Ken Hudak, Lash LaRue, Dan Matousch, and Jeff Warden. Come on over and cast a bit...regardless of your skill level. This year we are at a new location with REAL – No Kiddin' – WATER! I think the wind gave the casters more problems last month than trying to get used to real water.

The only thing required to participate in the casting events is for you to show up. You don't even have to own a fly rod (although, if you do, you can cheat by practicing at home – just don't tell the judges; they might, no – they will – give you a hard time). There is no age requirement or limit, no height requirement, and no previous casting experience is needed. Everyone is welcome!

**Casting will be held ONLY from 5:30 - 7:15 PM.
No casting will be allowed after 7:15 PM.** The cut-off time will help ensure we are not holding up the meeting with scoring, etc., so come on over and cast early.

Here are the results for the June BH Nymph:

First Flight, Seniors, Masters,	Winner: Nathan Via (93) Winner: Karen Stokes (92) Winner: Jim Calvert (93)
--	---

Congratulations!

President's Thoughts



Well, we are now officially at halfway point of the year and vacation season is in full swing. Hopefully everyone is getting out for some well deserved rest and relaxation. As I write this I am kicking back on Catawba looking over the western basin of Lake Erie. Believe it or not though, I decided to leave the fly rods at home and instead opted to bring a few of Gary Boerger's recent books that I just haven't had time to read yet, Fishing the Film and Long Flies. I guess in the end traveling with a stroller, high chair, and pack & play are enough to keep track of. Don't worry though...I'll be back up on the river as soon as I get home.


Speaking of fishing, we still have some open TNT dates that are waiting to be filled. We have already had some great events this summer and would love to have some more. Please remember to check the message board or our Facebook page if you are planning on attending an outing. All of the pertinent information with gear recommendations, flies, and directions will be posted there along with any weather cancellations.

Finally, a few housekeeping items:

- We are still looking for a new raffle chair. If you are interested, please let a board member know.
- Don't forget about the BUFF Joint meeting on July 10, 2013 (see additional info on page 2).
- Thank you to all that have your dues. If you still owe dues this year please try to get that taken care of.

Have a safe and happy Fourth, and I'll see you at the next meeting.

Brian Furderer
MVFF President



Continued on Page 2

Second Annual Joint Club Meeting Update

Just a reminder that the Joint Club Meeting will be held on Wednesday, July 10. As stated at our June meeting - if you would like to attend, **your RSVP and payment must be received at the club's PO Box on or before July 5.**

B.U.F.F. will again be hosting the meeting this year. Details of the meeting agenda can be found on B.U.F.F.'s website at:

<http://www.buckeyeflyfishers.com>

Casting Competition Continued from Page 1

Casting Competition – this month is the Roll Cast.

Here are the rules for the Roll Cast. **Limit of 15 casts total.** Start with fly in target #1. Cast to target #1 until scored (inside one of the rings). Then on to the remaining 4 targets or until a maximum of 15 casts are made. Any target not scored is a demerit of "-2" points. Highest score with fewest casts wins.

Casting Competition Divisions are as follows:

- First Flight** - Those that have never won a casting event or new casters.
- Seniors** - Casters who have previously won a First Flight casting event or former winners of the First Flight casting division.
- Masters** - Former winners of the Seniors casting division.

Competition Guidelines:

Everyone will cast to the same five rings, using the club rod. One person from each division will be determined the winner of that night's competition. Based on your cumulative scores of all the events, an overall winner will be determined for each division and presented a traveling trophy in December.

Here's how we are scoring. All casters will start with 100 points. Those skillful enough to place the fly inside the gold ring will not lose any points. Any fly that lands inside the black ring will result in the deduction of 1 point. If the fly lands outside all the rings, 2 points will be deducted. The person in each division with the highest score will win the event for their division.

At the end of the outdoor season, overall winners of each division will be determined by averaging scores of all events entered. Whoever has the highest score total in their division will be awarded a trophy at the December awards banquet. Even if you don't win an event, you could still be the overall winner of your division (it's happened before!). So come on over and cast.

Remember - although we do keep score and everyone would like to win, the real point of doing this (other than to just have a good time) is to improve our casting abilities.

Good Luck!
Jeff Warden

Project Healing Waters Update - July, 2013

The "Take a Warrior Fishing" Event on June 8 was a huge success! Several of our PHWFF participants took part, and I believe a good time was had by all. A big "Thank you!" to all of the club members who helped with the event.

If you have not already done so, be sure to check out the club's Facebook page for pictures from the event.

We are currently evaluating several potential PHW events. Be sure to check this space for more details, and feel free to contact me if you have any questions about Project Healing Waters.

Thank you,

Heather Statt
Project Healing Waters Program Manager
flyfshchick@gmail.com

Special Notice: Matson Sponge Spiders For Sale!

Most club members are familiar with sponge spiders that club member Dick Matson used to make. Well, Dick's wife Elinor still has some of those spiders, and she is making them available for sale!

Elinor is offering the spiders at the very reasonable price of **\$9.00 / (bakers') dozen** for mixed colors. If you prefer all one color, you can purchase them this way as well. However, these are only available in groups of **4 dozen, at the price of \$40.00 / group.**

If you are interested in purchasing some spiders, contact Elinor Matson at **937-426-8447** to make arrangements for pick-up at her home in Beaver Creek. If pick up is not convenient, Elinor can mail your order to you for a small additional fee.

Get 'em while you can!!!

This Month's Fly – July 2013 Edition

BRONZE GODDESS

Instructions by Bill "Woody" Woodward
Photograph by Bob Cain

Recipe

Hook.....Tiemco 200R or equivalent, size 8 to 4
Thread.....Brown or burnt orange, 6/0
Eyes.....Small or medium lead dumbbell eyes, painted or plated
Tail.....Brown mottled or grizzly marabou
Flash.....Flashabou Accent or standard Flashabou, copper
Body.....Root Beer Pearl Crystal Chenille, medium
Hackle.....Brown Grizzly Saddle
Rib.....Copper Wire
Collar.....Bronze Mallard feather
Head.....Root Beer Pearl Crystal Chenille



Instructions:

1. Attach the thread slightly behind the hook eye and wrap a tight thread base back down the hook shank to over the hook barb, then wrap it back up the hook shank to about ¼" behind the hook eye. Let the thread hang.
2. Tie-in the dumbbell eyes with tight figure eight wraps at the point where you left the thread, then wrap the thread back to the hook bend. *(If desired, you can apply a little super glue to the dumbbell thread wraps to further prevent the eyes from turning.)*
3. At the hook bend, tie-in the marabou tail with tight thread wraps, then wrap over the marabou butts to just behind the dumbbell eyes. Remove any excess marabou butts and wrap the thread back to the hook bend. *(The tail should be 1¼ times the length of the hook shank.)*
4. Now tie-in a few strands of copper flash on either side of the tail with tight thread wraps. The strands should be about ¼" longer than the tail. Remove any excess flash butts.
5. Tie-in the crystal chenille, the hackle feather, and the copper rib *(in that order)* by one end at the base of the tail with their lengths extending back over the hook bend. *(Note: The hackle feather should be tied-in by the tip with its concave side facing down toward the hook shank.)*
6. Wrap the crystal chenille forward in tight touching turns to behind the dumbbell eyes and tie it off. *(Make sure you cover the thread wraps for the tail.)*
Don't remove the excess chenille because it will be used later to form the head of the fly. Let the thread hang.
7. Grasp the hackle feather and palmer wrap it forward in evenly spaced turns over the chenille to behind the dumbbell eyes and tie it off. Remove any excess feather.
8. Now grasp the copper ribbing and counter wrap it forward in evenly spaced turns to behind the dumbbell eyes and tie it off. Remove any excess ribbing.
9. With the tying thread hanging directly behind the dumbbell eyes, tie-in the collar feather by its tip and its concave side facing down toward the hook shank and take 2-3 turns of the feather directly behind the dumbbell eyes and tie it off. Remove any excess feather and wrap the thread to in front of the dumbbell eyes. Let the thread hang.
10. Grasp the chenille left over from step 6 and figure eight wrap it around the dumbbell eyes and tie it off behind the **hook eye**.
11. Form a neat thread head, whip finish, and cut the thread. Coat the thread head with head cement, super glue, or UV resin.

A Letter to the Membership of Miami Valley Fly Fishers

What would you do if you were told that someday very soon you would not be able to fish anymore?

Well, like most of you, I didn't want to believe it, but everything my body and my doctors told me was that it will be true. You see, on July 12, 2012, I was given the official diagnosis of Amyotrophic Lateral Sclerosis at the Cleveland Clinic. It doesn't get more official than that.

To be honest, I was in shock. My entire being had just been turned upside down and inside out. It has been over a year since the first symptoms appeared and as my sister said, we have to figure out the new normal.

So what is the new normal? Well, you don't plan very far ahead, and you wake up each day and live it. Many friends have dropped by and visited. My two best fishing buddies took me down to Cumberland for a three day trip. I have been a guest at Spring Run and Zainesfield Rod & Gun Club through the generosity of many club members. I was even permitted to take my son Matt on one - we had a good day.

Trying to cram as much in as you can seems prudent, but I prefer quality over quantity. That brings me to the club and what it represents. I have heard the members criticized for not being friendly or outgoing toward new members. I cannot say that has been my experience. Far from it. I have met more people at the club that I would like to spend time with than any other group I can think of. The only common thread we all have - fly fishing. Nothing else matters; it is the great equalizer with the common traits of patience, perseverance and stubborn dedication. Whether shared with a friend or a group or in supreme solitude, there is no better way to pursue that which swims.

As my time on the water draws nearer its end I would like to thank the club for a great 12 years and counting. Lastly, it is with great humility that I would like to thank every one in the club on behalf of my family for the most generous monetary gift. It will go a long way toward smoothing out some of the rough patches as we go along our way.

Thanks for being a friend.

Marty Vandenbrock

Ohio Power Trip 2013 Re-cap

This year's Ohio Power Trip turned out pretty good. The weather cooperated, for the most part. It seems like we have some sort of storm every year. This year the rain storm waited until after the Fish Fry was over and the fire already roaring, after the traditional dumping of the oil on the fire. Friday night's rain was a bit longer than the brief downpour Saturday night. The fish, food and company were great as usual.

We had to abide by new creel limits this year; only 20 bluegill per person per day were allowed. We were still able to have plenty of fish for dinner and had fun catching them. Also this year, the state opened up a new area - Q. This lake is 2 to 3 times the size of the lake at Campsite C and is very clean (very little vegetation growing anywhere in the lake). The bottom was so smooth that our anchors kept breaking loose.

If you ever have a chance to come to Ohio Power, you won't be sorry you did. Plenty of bluegills, bass, good food, and good people. Hope you can make it next year!

Ken Hudak



Good friends, good food, good fishing and good times at the 2013 Ohio Power Trip!



Fish Fry! An Ohio Power Trip tradition.

MVFF CALENDAR For July, 2013

- 8 - **MVFF Outdoor Meeting** (Reservations Not Required - See Page 1 for details.)
- 10 - **Joint Club Meeting** (See Page 2 for more information.)
- 11, 18, 25 - **TNT** (See schedule below, as well as the club's message board and Facebook page, for more information.)
- 23 - **MetroParks "Try Fly Fishing" Event at Cox Arboretum** (Registration required.)
- 25 - **Casual Fly Tying**, Gander Mountain, 8001 Old Troy Pike, Huber Heights, OH 45424, 6:00 pm - 8:30 pm
- 26 - Deadline for Articles for Next Month's Issue of **Tightlines**

MVFF Message Board

The MVFF Message Board now has over **460** registered members!

Also, you can now read messages without registering or logging in. Just go to the club's web site at <http://www.mvff.us> and you will find a link to the board in the upper left-hand corner.



MVFF is now on Facebook! Follow us at: <http://www.facebook.com/MiamiValleyFlyFishers>

MVFF Email

Miami Valley Fly Fishers is trying to improve communication with members by making greater use of email. To be sure our messages reach you, please put the following address in your email address book:

mvffemail@gmail.com

Then send us an email subject "Email Address Check" to be sure we have your correct email address. Don't forget to include your name.

REMINDER FOR CLUB PURCHASES

ALL CLUB PURCHASES MUST RECEIVE PRE-APPROVAL IN ORDER TO BE REIMBURSED. AMOUNTS OVER \$50 REQUIRE BOARD PRE-APPROVAL. AMOUNTS UNDER \$50 CONTACT TREASURER, CARL MARKSTROM, FOR PRE-APPROVAL. PLEASE BE SURE TO USE THE EXPENSE REIMBURSEMENT FORM, WHICH CAN BE FOUND ON THE CLUB'S WEBSITE AT THE FOLLOWING LINKS:

http://mvff.tripod.com/Resources/AP_Form.pdf OR http://mvff.tripod.com/Resources/AP_Form.xls

2013 TNT Events: Volunteers Needed

If you have any questions or are interested in hosting a TNT outing please get with me at one of our monthly meetings or contact me via email/phone. I will just need to know the date, location, and a little background information about area being fished (species, fly selection, etc.) I will ensure that this information along with directions gets updated on the MVFF message board, the MVFF Facebook page and in Tightlines.

Open dates will run from the first Thursday in June to the last Thursday in August. Feel free to choose one of your favorite ponds, lakes, rivers, streams and ideally should be within a 20 - 40 minute drive of the Dayton metro area.

Thank You, Brian Furderer | Phone: 937-607-2730 | Email: bfulderer@gmail.com

Date	Location	Meeting Area	Time	Host
June 6, 2013	Rosewood Park	Lakeside	5:30 PM	Joe Nagel
June 13, 2013				
June 20, 2013				
June 27, 2013	Mad River	SR55 Parking Lot	5:30 PM	Brian Furderer
July 4, 2013	N/A	N/A	N/A	N/A
July 11, 2013				
July 18, 2013				
July 25, 2013				
August 1, 2013				
August 8, 2013				
August 15, 2013				
August 22, 2013				
August 29, 2013				



Roger Shryock
 Assistant Manager
 Phone: 937-236-9786
 Fax: 937-236-9854
 www.gandermountain.com

8001 Old Troy Pike • Huber Heights, OH 45424



25 E. Linden Ave.
 Miamisburg Ohio
 (937) 847-8787

Exit 44 off I-75,
 drive west 3 miles
 downtown Miamisburg.

GreatMiamiOutfitters.com



ReelFlyRod.com



Fly Fishing Outfitters



Todd Mikesell, Owner
 7635 Wilmington Pike
 Dayton, Ohio 45458

Phone: 937-434-8472
 todd@ReelFlyRod.com
 www.ReelFlyRod.com








813 Bethel Rd., Columbus, OH 43214
 (614) 451-0363
 Brian Flechsig
 www.madriveroutfitters.com



2700 MIAMISBURG-CENTERVILLE ROAD SUITE 860
 DAYTON OHIO 45459

TEL 937 435 4485 FAX 937 435 4482
 RETAIL-DAYTONMGR058@ORVIS.COM
 HTTPS://CAREERS.ORVIS.COM



Paddlesports Specialty Shop
 www.kayakdayton.com

104 Valley Street
 Dayton, Ohio 45404
 (937) 222-7020

Jeryl Yantis
 Bernie Farley

Whitewater • Touring • Recreational



This Month's Meeting:

The Outdoor Fun Continues!

July 8, 2013
 Dayton FOP Shelter




Visit Us On The Web:

<http://www.mvff.us>



<http://www.facebook.com/MiamiValleyFlyFishers>




FISHERMAN'S HEADQUARTERS
 CHRIS HOCHWALT
 ROD AND REEL REPAIR

142 S. KEOWEE ST
 DAYTON, OH 45402
 FULL LINE TACKLE AND LIVE BAIT
 937-222-2224
 937-222-7323
 FISHERMANSHEADQUARTERS@GMAIL.COM
 CUSTOM ROD BUILDING FLY TYING

TIGHTLINES

The Monthly Newsletter of the Miami Valley Fly Fishers



MVFF
 P.O. Box 151
 Wright Brothers Station
 Dayton, Ohio 45409