

TIGHTLINES

The Monthly Newsletter of the Miami Valley Fly Fishers



P.O. BOX 151
Wright Brothers Station
Dayton, Ohio 45409

MVFF OFFICERS

President

Tom Courtney
(937) 859-7613
tcourtney4@sbcglobal.net

Vice President

Ken Hudak
(937) 673-8869
Harley1@woh.rr.com

Secretary

Phil Clay
(937) 206-3720
ffclay@woh.rr.com

Treasurer

Juan Gomez
juanlgomez@sbcglobal.net

Website

www.mvff.us

Submit articles
and information to:

Editor

Joe Nagel
(937) 620-8269
joe.nagel@gmail.com

Clipart provided free.
Courtesy of the artist,
Dave Whitlock.

More information at:
www.davewhitlock.com

**ARTICLE DEADLINE FOR
NEXT MONTH'S ISSUE:**

**Friday,
December 23, 2011**

**Time to Renew
Your Membership for 2012!**

Next Meeting

December 12, 2011

**Kohler Banquet Center
4572 Presidential Way,
Kettering, Ohio**

Doors open at 5:30 P.M. ,
Dinner at 6:30 P.M.
(RESERVATIONS REQUIRED.)

Directions on Website

RSVP to Mike Wolford at 937-667-9392 or
E-Mail him at: toflyfsh@woh.rr.com
by **Thursday, Dec. 8, 2011.**
(Note - Dinner Price is now **\$13.00**)

This month:

The Annual MVFF Awards Banquet

An annual tradition, the MVFF Awards Banquet is a time to meet and greet friends, share a good meal and recognize members' contributions and accomplishments. Please join us in recognizing and celebrating many of those who made significant contributions to the club this past year.

Membership Renewal Reminder

Your 2012 Membership fees are due **NOW**.

Membership dues comprise 50% of our annual budget. Our club depends upon support such as yours in order to continue to promote the sport we love so much.

As an incentive to encourage early renewal, all club members who pay their 2012 membership fee **by the end of the December meeting** will be eligible to win a \$25.00 Visa gift card, to be awarded at the January meeting.

If you have already renewed your membership for 2012 - thank you! If you have not, please bring your membership dues with you to the December meeting.


The club is counting on you!

President's Thoughts



This time of the year brings about many changes to our club as this will be my last article as the President and our new Board of Directors will take over in a few days. I want to thank all of you for your support and especially for the opportunity to serve as the President this past year. Juan Gomez and I will be leaving the Board this year. Your officers for 2012 are: Ken Hudak as President, Brian Furderer as Vice President, Phil Clay as Secretary and Carl Markstrom as Treasurer.

Often people want to know what the club does so I want to take a couple of minutes to review this year. First of all, I am a big believer in setting goals. I feel that people who do not set goals achieve very little and never advance themselves, or a club they represent. I had some large goals for the club this past year that included communications to promote our club, retaining membership, increase membership by 80 new members (we are at 58 as of this writing), make our club friendlier, and get more members active in the club endeavors. I feel that I, and we as a club, have accomplished all of these except for being a little short on the number of new members. These goals could not be reached without the support of club members. Our club brought in \$5036.00 this year from the auction (about 15% more than in 2010) of which over \$1300.00 came from the flies the Beginner and Advanced fly tying classes tied not to mention flies tied by other club members.



Continued on Page 2

President's Thoughts Continued from page 1

Activities this year included the following: BUFF fly tying, Church of The Brethren outing, TNT, Beginners and Advanced Fly tying classes, Spring Fling, Auction, Project Healing Waters (classroom and outings), Wright Patterson Adventure Day, TU water monitoring and TU Mad River Days, Ohio Power, Three (3) Boy Scout outings, Michigan Salmon trip, GearFeast, Two (2) ODNr outings in addition to our regular meetings, outdoor meetings, casting competition, casting lessons and rod building. We certainly were very busy promoting our club and the art of Fly Fishing. I wish to again thank all who gave of their time, knowledge and talents to help.

John Young brought in Steve Waak, Joe Humphreys and Jim Teeny as our guest speakers, prior to moving our meeting outside. Ron Lewis jumped onboard to help John in October with Mike Schmidt and in November with Patrick Robinson. Thanks for a great year of speakers.

There are many people who deserve recognition for their efforts this past year and will be honored at our December meeting. Please remember to contact Mike Wolford for dinner reservations. This is also the meeting that we ask that you bring your spouse, significant other, friends or someone you think might be interested in our club. It is really nice if your spouse, or significant other, is there if you receive recognition for your efforts.

Remember that your dues are due if you have not paid them and joined the club prior to September 1, 2011. If you pay your dues prior to the end of the December meeting you will be in the drawing for a \$25.00 Visa gift card to be given away at the January meeting. On a final note, please remember to place a dollar or two (or whatever you can spare) in the box labeled "Dues Assistance" at the table where you pay for your meal so we can help members who have fallen on hard times to remain in our club.

Have a Happy Holiday and when you are standing in the water, and casting your best cast, take time to look around and enjoy what you have been given and reflect on the art of Fly Fishing.

Tom Courtney


2012 Fly Tying Classes

Fly tying classes for 2012 will start the first week of January and finish the last week of March. Class time is from 6:00 PM till 8:30 PM and will be held at the "Lodge" inside the Gander Mountain Store in Huber Heights. Beginners classes will be on Tuesday nights starting on Tuesday, January 3, 2012 and the Advanced class will be on Thursday nights starting on Thursday, January 5, 2012.

A complete list of the flies to be tied will be placed on the club web site and in the January issue of Tightlines as final plans are still being completed.

****Important**** --- Contact Tom Courtney at: tcourtney4@sbcglobal.net if you plan to attend. The Beginners class already has 16 people signed up and the Advanced class has 7. If you have contacted me for the Beginners class, please contact me again and let me know if you have your own fly tying tools or if you will need to rent them. The club has seven new kits and some old kits. I need to find out how many of the old kits can be used and the total number of kits we will need.

Tom Courtney





MVFF 2011 Election Results

Our new board members for 2012 are:

Brian Furdere
Vice-President

Carl Markstrom
Treasurer

Congratulations, Brian and Carl!



DVD Library Notice

The DVD Library needs a new volunteer to handle check-outs of materials. Please contact Juan Gomez or any Board Member if you would like to help.

Also, for those of you who have DVDs checked out, please bring them to the December meeting

This Month's Fly – December 2011 Edition

RABID PRINCE

Instructions Bill "Woody" Woodward /
Photograph by Bob Cain



Recipe

Hook.....Nymph, size 10
Thread.....Tan/Brown, 6/0 or 8/0
Head.....Gold bead
Weight.....Small or Medium lead wire (optional)
Tail.....Hares Ear guard hairs topped
 with split Black Goose Biots
Body.....Hares Ear dubbing
Wing.....White Goose Biots
Collar.....Tan and Dark Brown Zonker fur

1. Crush the hook barb and position the bead on the hook.
2. Make 4-5 wraps of lead wire on the hook shank behind bead. Trim off excess lead and then push the lead forward tightly into the back of the bead.
3. Tie in the thread behind the lead and make several tight wraps of thread behind the lead to hold it in place. Wrap the thread back to the bend in the hook.
4. Take a small bunch of hares ear fur with the guard hairs intact and place it in a hair stacker. After the hair tips are evened, tie the hair down as a tail extending approximately 1/8" past the hook bend. Bind down the butt end of the fur along the hook shank then wrap the thread back to the tail.
5. On top of this fur tail, take the black goose biots and tie in a split tail with the tips of the biots extending just past the fur tail. Trim the excess biots and wrap the thread back to the tail.
6. Dub a **tight** body tapered from the tail to slightly behind the bead head.
7. Now take two white goose biots and tie a split wing on top of the fly at the front end of the body. The wing tips should extend back to the end of the body. Trim the biot butts.
8. With the wing tied in, form a dubbing loop. Take a 1" section of tan zonker strip and place the fur in the dubbing loop and trim off the skin. Twist the dubbing loop to form a fur "hackle" and wrap it twice around the hook behind the bead head and tie it off. Trim the excess loop.
9. Now form a second dubbing loop using the dark brown fur and take one and a half turns tightly behind the bead head. Tie off the loop and trim the excess.
10. At this point, the fur collar will look unruly. Using your fingertips (a little water helps too!) stroke the fur back toward the tail training it into a swept back look around the hook shank. Once you are happy with the appearance of the collar, take a few thread wraps behind the bead head to hold everything in place. Whip finish and trim off the thread.



November Meeting Re-Cap

Patrick "Flybum" Robinson of Steelhead Alley Outfitters / Flybum Media Productions was our guest speaker for the November meeting. Not surprisingly, the topic of Patrick's presentation was about fishing Steelhead Alley throughout the seasons.

Patrick started the night with some facts about the Alley:

- There are over 40 steelhead streams in the Alley throughout NY/PA/OH.
- Alley streams have more fish per mile than other steelhead streams.
- Since 2000, Ohio has stocked more than **4 million** steelhead.

Next, Patrick went through the seasons of the steelhead; how to fish for them throughout the Fall, Winter and in the Spring.

In the final part of his presentation, Patrick covered the flies to use, and the equipment with which to fish them.

Be sure to check out Patrick's blog at:

<http://www.steelheadalleyoutfitters.blogspot.com>.



Patrick Robinson (left), speaking with Sam Brown (middle) and Brian Furderer (right) at the November meeting.

2012 Rod Building Classes

(Editor's Note: There are a few openings remaining for the 2012 class rod building classes, but they are filling up fast! If you are interested, contact Jim today to reserve you place!)

This long-running class is officially ready for sign-ups! These classes for MVFF started in 1981.

When: Rod building classes will **begin Saturday February 11**, and **continue for about 4 weeks total**.

Morning Classes (5 **new** students only) are from 10 am - 12 pm (see note below).

Afternoon Classes (5 **old grads** only) are from 1 pm - 3 pm.

Should there be an overflow (as has happened previously), I may add a Sunday class (10-12 am).

Where: At my shop (165 Miami Dr.) in Yellow Springs.

How to enroll: If you're at all **serious** about securing a **position in these classes send a deposit of \$100 immediately! It's a first come, first served basis. Don't wait a month and then find out we're filled up. A phone call or e-mail (see below) will buy you one week to get your deposit in. You're not in until you've paid!**

Total cost?: The course fee is \$10.00 – covers thread, glues, finishes, etc. (no tattoos!).

Rod parts (reel seat & insert, cork rings, & guides) run about \$50. This is using the lower end of the best components – we don't tolerate junk! Of course you can crank this figure up with nickel-silver seats, burlwood inserts, tic guides, etc.

I offer both St. Croix & Sage blanks. The St. Croix Ultra-Legend series is excellent, and is less expensive than Sage. These blanks can run from about \$80 - \$400 American dollars. Bags & cases of various types are also on hand.

What else?: If you've got questions, need advice on choosing what's best for you, or whatever, give me a call. Answers are generally free (correct answers are .05 ea.). You're welcome to test cast my personal rods. Visiting professor Raymond Lee has assured me that he will again honor us with his presence. In addition, rod wrapping jigs are available, as well as the turning motors for curing finishes. A modest rental fee is charged.

Jim Corbin
Custom Fishing Rods & Access.
165 Miami Dr., Yellow Springs, OH 45387
Phone: **(937) 767-1326**, E-mail: jicorbrods@aol.com

Note: first class for beginners starts at 9:30, remaining sessions start at 10 am.

Berger Mayne - 1920 - 2011

Berger Mayne, long-time MVFF member, passed away in early November. Please see the following message board post for more information:

<http://mvff.proboards.com/index.cgi?action=display&board=talk&thread=816>

MVFF CALENDAR For December, 2011

- 12 - **MVFF Indoor Meeting** (Note: Reservations **Are** Required - See Page 1 for Details)
- 15 - **Casual Fly Tying** - 6:00 - 8:30 pm, Gander Mountain, 8001 Old Troy Pike, Huber Heights, OH 45424
- 23 - Deadline for Articles for Next Month's Issue of **Tightlines**

MVFF Message Board

The MVFF Message Board now has over **450** registered members!

Also, you can now read messages without registering or logging in. Just go to the club's web site at <http://www.mvff.us> and you will find a link to the board on the upper left-hand side of the home page.



MVFF Email

Miami Valley Fly Fishers is trying to improve communication with members by making greater use of email. To be sure our messages reach you, please put the following address in your email address book:

mvffemail@gmail.com

Then send us an email subject "Email Address Check" to be sure we have your correct email address. Don't forget to include your name.

REMINDER FOR CLUB PURCHASES

ALL CLUB PURCHASES MUST RECEIVE PRE-APPROVAL IN ORDER TO BE REIMBURSED. AMOUNTS OVER \$50 REQUIRE BOARD PRE-APPROVAL. AMOUNTS UNDER \$50 CONTACT TREASURER, JUAN GOMEZ, FOR PRE-APPROVAL. PLEASE BE SURE TO USE THE EXPENSE REIMBURSEMENT FORM, WHICH CAN BE FOUND ON THE CLUB'S WEBSITE AT THE FOLLOWING LINKS:

http://mvff.tripod.com/Resources/AP_Form.pdf OR http://mvff.tripod.com/Resources/AP_Form.xls

2011 Bamboo Restoration Classes



Above - a restored 1930's era South Bend bamboo rod. After a new set of guides, some varnish, a little clean-up and a little TLC, this rod is again ready for action!

The 2011 cane rod restoration classes have drawn to a close.

These classes are not only a great way to continue working on your rod-building skills, they are also an opportunity to breathe new life into equipment that deserves a second chance.

To begin developing the skills needed to restore a bamboo rod, consider building a your own modern fly rod. See the article on page 4 for details about the 2012 rod building classes.



Roger Shryock
 Assistant Manager
 Phone: 937-236-9786
 Fax: 937-236-9854
 www.gandermountain.com

8001 Old Troy Pike • Huber Heights, OH 45424

great miami outfitters Living for Adventure

80 South Main Street
 Miamisburg, Ohio 45342

• Phone: (937) 847-8787 • Fax: (937) 847-8704
<http://www.greatmiamioutfitters.com>



ReelFlyRod.com



Fly Fishing Outfitters



Todd Mikesell, Owner
 7635 Wilmington Pike
 Dayton, Ohio 45458



Phone: 937-434-8472
 todd@ReelFlyRod.com
 www.ReelFlyRod.com



813 Bethel Rd., Columbus, OH 43214
 (614) 451-0363
 Brian Flechsig

www.madriveroutfitters.com



2700 MIAMISBURG-CENTERVILLE ROAD SUITE 860
 DAYTON OHIO 45459

TEL 937 435 4485 FAX 937 435 4482
 RETAIL-DAYTONMGR058@ORVIS.COM
[HTTPS://CAREERS.ORVIS.COM](https://careers.orvis.com)

Paddlesports Specialty Shop
 www.kayakdayton.com



104 Valley Street
 Dayton, Ohio 45404
 (937) 222-7020

Jeryl Yantis
 Bernie Farley

Whitewater • Touring • Recreational



This Month's Meeting:

The Annual
 MVFF Awards Banquet

December 12, 2011
 Kohler Banquet Center



Visit Us On The Web:

[HTTP://WWW.MVFF.US](http://www.mvff.us)

FISHERMAN'S HEADQUARTERS

CHRIS HOCHWALT
 ROD AND REEL REPAIR

142 S. KEOWEE ST
 DAYTON, OH 45402
 FULL LINE TACKLE AND LIVE BAIT
 937-222-2224
 937-222-7323

FISHERMANSHEADQUARTERS@GMAIL.COM
 CUSTOM ROD BUILDING • FLY TYING

TIGHTLINES

The Monthly Newsletter of the Miami Valley Fly Fishers



MVFF

P.O. Box 151
 Wright Brother Station
 Dayton, Ohio 45409



An Active Member Club
 Federation of Fly Fishers