

TIGHTLINES

The Monthly Newsletter of the Miami Valley Fly Fishers



P.O. BOX 151
Wright Brothers Station
Dayton, Ohio 45409

MVFF OFFICERS

President

Brian Furderer
(937) 607-2730
bfurderer@gmail.com

Vice President

Joe Nagel
(937) 620-8269
joe.nagel@gmail.com

Secretary

Matt Mullins
(937) 689-9440
troutbum937@gmail.com

Treasurer

Carl Markstrom
(937) 396-0391
cmarkstrom@woh.rr.com

Website

www.mvff.us

Submit articles
and information to:

Editor

Joe Nagel
(937) 620-8269
joe.nagel@gmail.com

Clipart provided free.
Courtesy of the artist,
Dave Whitlock.

More information at:
www.davewhitlock.com

**ARTICLE DEADLINE FOR
NEXT MONTH'S ISSUE:**

**Friday,
December 27, 2013**

**This Month:
MVFF Awards Banquet!**

Next Meeting

December 9, 2013

**Kohler Banquet Center
4572 Presidential Way,
Kettering, Ohio**

Doors open at 5:30 P.M. ,
Dinner at 6:30 P.M.
(RESERVATIONS REQUIRED.)

Directions on Website

RSVP to Mike Wolford at 937-667-9392 or
E-Mail him at: toflyfsh@woh.rr.com
by **Thursday, December 5, 2013.**
(Note - Dinner Price is now **\$13.00**)

The Annual MVFF Awards Banquet

An annual tradition, the MVFF Awards Banquet is a time to meet and greet friends, share a good meal and recognize members' contributions and accomplishments. Please join us in recognizing and celebrating many of those who made significant contributions to the club this past year.

Membership Renewal Reminder

2014 Membership fees are due **NOW**.

The membership fee remains unchanged at **\$35.00**.

Membership dues comprise 50% of our annual budget. Our club depends upon support such as yours in order to:

- Provide quality speakers at our indoor meetings
- Offer our outstanding Fly Tying Classes
- Participate in community projects (i.e. - PHWFF)
- Continue to promote the sport we love so much

If you have already renewed your membership for 2014 - thank you! If you have not, please bring your membership dues with you to the December meeting.

The club is counting on **you!**

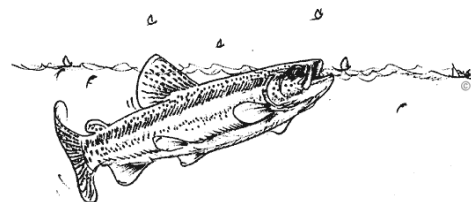
President's Thoughts



It truly seems as though I was just sitting down to write my first article as MVFF President. For whatever reason this year has seemed to simply fly by. From the auction to Spring Fling, then summer meetings, and finally culminating with our awards banquet. Unfortunately, we also lost a great friend and member, Marty Vandembrock, along the way.

For Miami Valley Fly Fishers, 2013 was another great year. We have once again seen a growth in membership. Our partnership with Five River MetroParks has strengthened through our involvement with the Try Fly Fishing Program and Midwest Outdoor Experience. The Project Healing Waters program with the Dayton VA is active with both fly fishing and fly tying events. Obviously, none of this could have been accomplished without those of you who volunteer time out of your busy schedules and I want to sincerely thank you.

I found out late last week that I needed to travel to California on business for the first two weeks of December. Because of this, I will unfortunately have to miss our last meeting of 2013. With that news there is a little housekeeping that I need to do here rather than at our awards banquet. I need to thank Joe Nagel, Carl Markstrom, and Matt Mullins for all of their help and support throughout the year. Without them there is no way that we would have been able to coordinate our booth setup at all of this year's shows and events. I am confident that our new board, with the addition of Nathan Via and JD Dukes, will also do an excellent job.



Continued on Page 2

President's Thoughts Continued from Page 1

Another big "Thank You" to Heather Statt and all of the hard work that she has put into Project Healing Waters along with everybody who volunteered to help our local veterans. Thanks to Tom Courtney, Bill "Woody" Woodward, Bob Cain, and Dale Stephens, for heading up our fly tying program. Finally, I wanted to thank Mike Wolford for all of the hard work that he does before, during, and after every one of our meetings. Without Mike we would all be pretty hungry and thirsty on the second Monday of every month.

I wish all of you a Merry Christmas, a Happy New Year, and a safe and successful 2014.

Brian Furdere
MVFF President

Adventure Summit 2014

Five Rivers MetroParks' Adventure Summit is returning to the Wright State Student Union on February 14 & 15, 2014!

Event Times:

Friday, February 14: 5:00 pm - 8:00 pm
Saturday, Feb. 15: 9:00 am - 5:00 pm

For more information, visit <http://theadventuresummit.com/>.



2014 Fly Tying Class Schedules

Beginner's Class

January 7 -	Woolly Buzzer and Pine Squirrel Streamer
January 14 -	Antron Bug and Chernobyl Ant Variant
January 21 -	American March Brown Dry and Gold Ribbed Hare's Ear
January 28 -	Light Cahill Parachute and Sparkle Dun
February 4 -	Barr's Copper John and Gray Scud
February 11 -	Quill Gordon Wet and Prince Nymph (Bead Head)
February 18 -	Little Black Stonefly-Guide Style and Fish Skull Sculpin Bunny
February 25 -	Bluegill Trick or Treat and Peeping Caddis
March 4 -	Sugar Creek Crayfish and Schmidt's Pere Marquette River Caddis
March 11 -	Jumbo John and Ray Charles Sowbug
March 18 -	Marabou Muddler and Haystack Emerger
March 25 -	Woody's Articulated Hellgrammite and The Usual
March 27 -	Make-up date for re-scheduling if needed due to winter weather.

Intermediate Class

January 2 -	Fox Poopah and Mosquito Dry
January 9 -	Black Quill and Gray Fox
January 16 -	Amy's Ant and Harrop Hairwing Green Drake
January 23 -	Damsel Nymph Muddler and Hair Mouse
January 30 -	Jumbo John and Yellow Humpy
February 6 -	Gonga Streamer and Flashtail Whistler
February 13 -	Rhyacophila Caddis Larva and White Wulff
February 20 -	Medusa Mini Intruder and Green Drake Emerger
February 27 -	Articulated Chubby Muffin and Turk's Tarantula
March 6 -	Schmidt's Articulated Marabou Spey Fly and Home Invader Streamer
March 13 -	March Brown Spider and Craven's Wiggle Damsel
March 20 -	Little Yellow Slone and Mike's Honey Ant
March 27 -	Make-up date for re-scheduling if needed due to winter weather.

This Month's Fly – December 2013 Edition

FLASHTAIL WHISTLER

Instructions by Bill "Woody" Woodward
Photograph by Bob Cain



Recipe

Hook.....Bass Stinger, size 1 - 2/0
Eyes.....Bead Chain or Dumbbell, Large, Color of choice
Thread.....6/0, Color of choice
Undertail.....Bucktail, White
Flash.....Flashabou, Silver or Pearl
Overtail.....Bucktail, Color of choice
Body.....Diamond Braid, Color of choice
Wing.....Grizzly Hackle
Collar.....Schlappen Hackle, Color of choice

1. Place the hook in the vise and tie-in the thread behind the hook eye. Remove any thread tag. Wrap the thread back behind the hook eye about 2 hook eye lengths and let it hang.
2. Cut a segment of bead chain and tie it in using cross wraps where you left the thread hanging (2 hook eye lengths behind the hook eye). Insure that the bead chain is securely fastened. (If necessary, apply a drop of super glue between the bead chain on top of the thread wraps.)
3. Cut a bunch of white bucktail about the thickness of a pencil, clean out any loose fibers, and cut the butts even. Tie this bunch in tightly by the butt end on top of the hook shank over the hook barb. (*Be sure to keep the bucktail on top of the hook shank.*) Be sure to leave about 1/4th inch of open space behind the bead chain eyes. Cover any remaining butts with thread wraps. The tail should extend somewhere between 2" to 3" past the hook bend.
4. Select a batch of flashabou (30-40 strands) and tie them in on top of the hook shank by their **middle** at the same point you tied-in the undertail, then fold the front half of flashabou back over the back half and tie it down, creating a thick bunch of flash on top of the undertail. Trim the flash so that their tips extend about 1" past the tips of the undertail.
5. Now cut second bunch of bucktail in your choice of color and measure it so that its tips reach from behind the bead chain eyes back to the tips of the undertail. Trim the butt ends even and tie this bunch in on top of the hook shank right behind the bead chain eyes and on top of the undertail and flash. Cover the butts with tight thread wraps back to the same point you tied-in the undertail and the flash, creating a thread body between the front of the tails and the back of the bead chain eyes. This body should slope downward from the front of the tails to the back of the bead chain eyes.
6. Cut a 4"-5" piece of diamond braid and tie it in by one end tight against the front of the tails, then wrap it forward over the thread body (covering the thread wraps) to slightly behind the bead chain eyes and tie it off. Remove any excess braid and return the thread to the front of the braid body. There should still be a small open area behind the bead chain eyes.
7. Select 2 grizzly hackles of roughly the same size (they should reach from behind the bead chain eyes back to the end of the tails). Remove the fluff from the base of the hackles and tie one in on each side of the fly at the front of the body. Trim off any excess butts. (You should still have a small open space behind the bead chain eyes.)
8. Select a schlappen feather to use as a collar and remove any fluff from its base. Tie it in by the tip tight against the front of wing hackles, then wrap it forward in touching turns to behind the bead chain eyes (see why you need the open space) and tie it off. Remove any excess schlappen. (It is recommended that you stroke back the schlappen fibers with each wrap to avoid binding down too many fibers.) Wrap the thread a few times over the front of the schlappen fibers to make the fibers lay back over the body, then wrap the thread forward to the front of the bead chain eyes and do a whip finish. Cut the thread. You may wish to apply head cement or super glue to the thread wraps.

This fly is great for pike and bass. Its profile is big enough to push a lot of water and attract a lot of attention. It works well with a rapid retrieve. Its name comes from the fact that the bead chain eyes "whistle" when the fly is cast. Enjoy!

Rod Building Class 2014

This long-running class is officially ready for sign-ups! These classes for MVFF started in 1981.

When:

Rod building
The morning
The afternoon

SPECIAL NOTE - The rod building classes are filling up fast!! If you are interested in participating, contact Jim Corbin as soon as possible!

Should there

Where:

At my shop (165 Miami Dr.) in Yellow Springs.

How to enroll?

If you're at all **serious** about securing a position in these classes send a **deposit of \$100** immediately! It's a first come, first served basis. Don't wait a month and then find out we're filled up. A phone call or e-mail (see below) will buy you one week to get your deposit in. You're not in until you've paid!

Total Cost?

The course fee is \$10.00 – covers thread, glues, and finishes, etc. (no tattoos!). Rod parts (reel seat & insert, cork rings, & guides) run about \$50. This is using the lower end of the best components – we don't tolerate junk! Of course you can crank this figure up with nickel-silver seats, burlwood inserts, tic guides, etc. I offer both st. Croix & sage blanks. The St. Croix ultra-legend series is excellent, and is less expensive than sage. The above blanks can run from about \$80 - \$400 (US). Bags & cases of various types are also on hand.

What Else?

If you've got questions, need advice on choosing what's best for you, or whatever, give me a call. Answers are generally free (correct answers are .05 ea.). You're welcome to test cast my personal rods. Visiting professor Raymond X. Lee has assured me that he again will honor us with his presence. Rod wrapping jigs are also available as well as the turning motors for curing finishes. A modest rental fee is charged.

Jim Corbin
Custom Fishing Rods & Access.
165 Miami Dr.
Yellow Springs, OH 45387

Phone (local call from most Dayton exchanges): (937) 767-1326

E-mail: jcorbrods@aol.com

Note: first class for beginners starts at 9:30 am, remaining sessions start at 10 am

2014 MVFF Fly Tying Classes

It's now time to sign up for the 2014 Beginner and Intermediate/Advanced Fly Tying Classes. These classes are free to members as a part of the many benefits of membership in our club.

The Beginners class will be on Tuesdays starting on **January 7, 2014**. The Intermediate/Advanced class will be on Thursdays starting on **January 2, 2014**. Both classes will continue weekly for 12 weeks. Classes will be held at the Lodge at the Huber Heights Gander Mountain starting at 6:00 pm.

If you need to rent a tool kit for the class, the cost is \$70.00 for the newer kits and \$35.00 for the older kits. The rental fee is returned to you at the last session, provided all tools and storage devices are returned in good working order. If you desire to purchase a tool kit, one option for you would be to go the Fisherman's Headquarters in Dayton where you can receive a discount for being a MVFF member. You may also purchase kits on-line or from other fly shops.

It is easy to sign up and registration for both classes is now underway. You may register via email or by telephone by contacting any of the following persons or by signing up at either the November or December MVFF meeting:

- Richard Quigley at 937-298-9614 or by e-mail at quigleyfam@sbcglobal.net
- Dale Stephens at 937-233-5134 (if no answer leave a message and he will call back) or by e-mail at dalebea65@sbcglobal.net
- Bob Cain at 937-548-3963 or by e-mail at BobCain@woh.rr.com or
- "Woody" Woodward at 937-236-2102 (home) or 937-222-2224 (work)

Class sign-up information needed is as follows: Name, email and home address, phone number - home and either work or cell phone, and a request to rent a tool kit if you need one.

Last year we had excellent attendance at both classes - so the earlier you register, the better your chance of being in the class (this also help us plan on our budget request for next year).

You may attend either or both classes; however, if there is space needed in the Beginners class (and you have previously taken that class), then you will be asked to take the Intermediate/Advanced class in order to make room for new students. For new students: it is best if you can make all classes, (but is not required) as you will learn new techniques each week that help to build your skills. We will also be incorporating some new flies and techniques in both classes that all members should find helpful.

MVFF CALENDAR For December, 2013

9 - **MVFF Indoor Meeting** (Note: Reservations **Are** Required - See Page 1 for Details.)

27 - Deadline for Articles for Next Month's Issue of **Tightlines**

MVFF Message Board

The MVFF Message Board now has over **470** registered members!

Also, you can now read messages without registering or logging in. Just go to the club's web site at <http://www.mvff.us> and you will find a link to the board in the upper left-hand corner.



MVFF is now on Facebook! Follow us at:
<http://www.facebook.com/MiamiValleyFlyFishers>

MVFF Email

Miami Valley Fly Fishers is trying to improve communication with members by making greater use of email. To be sure our messages reach you, please put the following address in your email address book:

mvffemail@gmail.com

Then send us an email subject "Email Address Check" to be sure we have your correct email address. Don't forget to include your name.

REMINDER FOR CLUB PURCHASES


ALL CLUB PURCHASES MUST RECEIVE PRE-APPROVAL IN ORDER TO BE REIMBURSED. AMOUNTS OVER \$50 REQUIRE BOARD PRE-APPROVAL. AMOUNTS UNDER \$50 CONTACT TREASURER, CARL MARKSTROM, FOR PRE-APPROVAL. PLEASE BE SURE TO USE THE EXPENSE REIMBURSEMENT FORM, WHICH CAN BE FOUND ON THE CLUB'S WEBSITE AT THE FOLLOWING LINKS:

http://mvff.tripod.com/Resources/AP_Form.pdf OR http://mvff.tripod.com/Resources/AP_Form.xls

The 2014 Greater Cincinnati Fly Fishing Show

The Buckeye United Fly Fishers (BUFF) will host the annual **Greater Cincinnati Fly Fishing Show** on **Saturday, February 1, 2014**, 9:00 am - 4:00 pm, at the **Oasis Conference Center**, 902 Loveland-Miamiville Road, Loveland, OH.

Headlining the show will be **A. K. Best**, from Boulder, Colorado, one of the most respected names in fly fishing and fly tying. His many magazine articles over the years have provided helpful knowledge for both beginner and accomplished fly tiers and anglers. He's also known for his excellent fly fishing and tying books and DVDs. A. K. has a superior tying talent which verifies him as a master-class tier. Be sure to check out A. K.'s presentations and fly tying demonstrations at the show and visit with him at his show booth.



A. K. Best

Additional Top-Flight Speakers Scheduled for the Show:

- Mike Schmidt – Anglers Choice Flies
- Frank Willetts – Pere Marguette River Lodge
- Jerry Darkes – Midwest Fly Fishing Magazine
- Dane Law – Southeastern Anglers
- Glenn Weisner – Glenn River Fly Co.
- Jon Ray – Hawkins Outfitters
- Kevin Compton – Performance Flies
- Dave Leonhard – Orvis Streamside
- Kevin Howell – Davidson River Outfitters

... and more to come!

Be sure to mark your calendars now for the 2014 Greater Cincinnati Fly Fishing Show, **Saturday, Feb 1, 2014!** For more information, visit the BUFF website at:

<http://www.buckeyeflyfishers.com>



Roger Shryock
 Assistant Manager
 Phone: 937-236-9786
 Fax: 937-236-9854
 www.gandermountain.com

8001 Old Troy Pike • Huber Heights, OH 45424



25 E. Linden Ave.
 Miamisburg Ohio
 (937) 847-8787

Exit 44 off I-75,
 drive west 3 miles
 downtown Miamisburg.

GreatMiamiOutfitters.com



FLY FISHING OUTFITTERS

"FLY FISH THE WORLD WITH US"



Todd Mikesell, Owner
 7635 Wilmington Pike
 Dayton, Ohio 45458

Phone: 937-434-8472
 todd@reelflyrod.com
 www.ReelFlyRod.com



813 Bethel Rd., Columbus, OH 43214
 (614) 451-0363
 Brian Flechsig
 www.madriveroutfitters.com



2700 MIAMISBURG-CENTERVILLE ROAD SUITE 860
 DAYTON OHIO 45459

TEL 937 435 4485 FAX 937 435 4482
 RETAIL-DAYTONMGR058@ORVIS.COM
 HTTPS://CAREERS.ORVIS.COM




Paddlesports Specialty Shop
 www.kayakdayton.com

104 Valley Street
 Dayton, Ohio 45404
 (937) 222-7020

Jeryl Yantis
 Bernie Farley

Whitewater • Touring • Recreational



This Month's Meeting:

Annual Awards Banquet!

December 9, 2013
 Kohler Banquet Center




Visit Us On The Web:

<http://www.mvff.us>



<http://www.facebook.com/MiamiValleyFlyFishers>




FISHERMAN'S HEADQUARTERS
CHRIS HOCHWALT
 ROD AND REEL REPAIR

142 S. KEOWEE ST
 DAYTON, OH 45402
 FULL LINE TACKLE AND LIVE BAIT
 937-222-2224
 937-222-7323
 FISHERMANSHEADQUARTERS@GMAIL.COM
 CUSTOM ROD BUILDING FLY TYING

TIGHTLINES

The Monthly Newsletter of the Miami Valley Fly Fishers



MVFF
 P.O. Box 151
 Wright Brothers Station
 Dayton, Ohio 45409